

## CLASS# 46 BROOMS PUSH BROOMS

These are heavy duty, USA made by “Quickie”. They have a 54” steel handle with a 20” foam Cushion grip. The head is 18” wide and made of solid wood block with a vinyl bumper. The “soft sweep” is for smooth surfaces and have soft poly fibers with split tips. The “rough sweep” has stiff, natural Palmyra bristles to handle the really tough jobs. **USA Made**

ITEM#	DESCRIPTION
523Q	18” SOFT SWEEP PUSH BROOM
520	18” ROUGH SWEEP PUSH BROOM



### ANGLE CUT BROOM

The angle cut gets you into those tight Corners and under cabinets. 100% poly fibers Keep splitting, making the broom more effective as you keep using it. The head is 8” wide and the hardwood handle is 42” long.

ITEM#	DESCRIPTION
700Q	ANGLE CUT BROOM



### 100% CORN BROOM

This is a high quality corn broom, wire wound for heavy duty construction. Hand made with 5 rows stitching for extra strength. The head is 10” wide, and the hardwood handle is 37” long.

ITEM#	DESCRIPTION
905Q	100% CORN BROOM



## CLASS# 46

# HAND BROOMS-DUST PANS-MOP

## WHISK BROOM

This is an all-around utility hand broom for cleaning small areas like benches, cars, boats, small spills. You get tough bristles molded to a poly handle with a built-in hanger hook. It is 4" wide with a 10 1/2" overall length. **USA Made.**

ITEM#	DESCRIPTION
404Q	WHISK BROOM



## BENCH BRUSH

This varnished hardwood block has flagged poly fibers to pick up small particles. Specially made for table and bench tops, it's 11" long and 3" wide with a "hanging hole" at the end of the handle. **USA Made**

ITEM#	DESCRIPTION
408Q	BENCH BRUSH



## STEEL DUST PAN

Made of heavy gauge steel and ribbed for extra strength, this pan is epoxy coated to last for years. It has a convenient hang hole in the rolled steel handle and the mouth is a full 9" wide. **USA Made**

ITEM#	DESCRIPTION
407Q	STEEL DUST PAN



## DUST MOP

This is a dust mop for floors and walls – made for dry-mopping only. It has a 12" wide, 100% natural cotton head. The zinc plated appliance rated handle extends a full 8 feet.

ITEM#	DESCRIPTION
067Q	PRO DUST MOP




# CLASS# 46 LEAF & SHRUB RAKES

## POLY LEAF RAKE

These are general purpose, year round leaf and lawn rakes. These have 48" long, hard wood handles. They have 22 tines and the head is 22" wide. These heads are "ribbed" so they won't bend over and deform.

ITEM#	DESCRIPTION
531	POLY LEAF RAKE



## GREENSWEEPER SHRUB RAKE

These are the same as our poly leaf rake, but the head is only 8" wide. You get the same construction with the 48" handle, but these are commonly used in planters, shrub beds, and other tight places.

ITEM#	DESCRIPTION
532	GREENSWEEPER SHRUB RAKE

## 26 TINE PRO LEAF RAKE

These are our best leaf rake for the professional landscaper. They have 48" hardwood handles (or, with cushioned grips to reduce fatigue). The reinforced heads are 26 tines wide and they are metal. These rakes won't bow, rust, or twist.


ITEM#	DESCRIPTION
<u>PRORAKE</u>	<u>26 TINE USA RED PRO LEAF RAKE</u>
<u>PRORAKEC</u>	<u>26 TINE PRO LEAF RAKE W/CUSH HANDLE</u>



# MORE RAKES

## 22 TINE GREEN LEAF RAKE

These are metal head leaf rakes, with 22 flat metal tines. The heads are spring braced for durability. They have 48" hardwood handles. These are ideal for wet leaves, grass, twigs, and thatching.



ITEM#	DESCRIPTION
542	22 TINE USA GREEN LEAF RAKE

---

## HEAVY DUTY COMMERCIAL RAKE

These are commercial grade rakes that have ***round metal tines***. These are stiff tines made from 11 gauge round steel. The rake head is double bolted to the hardwood handles. They are made with the landscaper, greens keeper, and roofer in mind. But, They're the tool of choice for bark, straw, and even pea gravel. They'll also move thatch, acorns, and stones from lawns, as well as cultivate and level loose soil. These make great general purpose barn and stall rakes.  
**USA Made**




ITEM#	DESCRIPTION
541	HEAVY DUTY COMMERCIAL RAKE

## CLASS# 46 LANDSCAPE RAKES

### 14" BOW RAKES

These are 14" wide, all steel forged rake heads on 54" long, hardwood handles. They have long, steel Ferrules to accommodate the handles, making these rakes stout and able to withstand heavy abuse.

ITEM#	DESCRIPTION
543	14" WIDE BOW RAKE USA



### ALUMINUM LANDSCAPE RAKE

These are lightweight, professional aluminum rakes that have long 68" handles and 36" wide aluminum heads. They have "V" shaped, blunted teeth on one side, and a 1 1/2" blade on the other side for pulling and pushing material to be spread. The heads are braced each side to the handles.



ITEM#	DESCRIPTION
533	ALUMINUM LANDSCAPE RAKE
533F	FIBERGLASS HANDLE LANDSCAPE RAKE

---

### ALUMINUM HANDLED LUTE RAKE

Lute rakes are deep tined aluminum "road" rakes...like landscape rakes, but double ribbed across the 36" wide, heavy gauge, aluminum heads. They're designed for raking out hot asphalt, rock, pebbles, and other heavy materials. The heads also have a scraper blade and are heavily braced to a six foot handle.



ITEM#	DESCRIPTION
70091	ALUMINUM HANDLED LUTE RAKE

## CLASS# 46

# “D” HANDLED SHOVELS

These are our same square nose and round point shovels, but they don't have long handles. These have the 29" short handles with the "d" shaped ends.

These shovels are preferred in "close quarter" situations to long handled shovels because they are easier to maneuver and quicker to work with.

We have these with wood handles and with reinforced fiberglass handles.



ITEM#	DESCRIPTION
544	SQUARE POINT SHOVEL 29" "D" HANDLE
546	ROUND POINT SHOVEL 29" "D" HANDLE
F544	FIBERGLASS SQUARE POINT 29" D-HANDLE
F546	FIBERGLASS ROUND POINT 29" D-HANDLE



# CLASS# 46 SCOOP SHOVELS

## ALUMINUM SCOOP SHOVEL

These are our largest scoop shovels measuring a huge 15 ¼” across the square nose and 19” deep! They have built up sides, and a deep pocket to carry a huge load. They’re all aluminum heads with along ferrule to hold the 27” handle with the “D” end on it. These shovels are built to take a heavy load, like snow or sand. Made in Mexico



ITEM#	DESCRIPTION
16505F	FIBERGLASS HANDLE ALUM. SCOOP



# CLASS# 46 DRAIN SPADE SHOVEL

## FIBERGLASS DRAIN SPADE

These are the same shovels as the garden spade shovel, but they have heavy reinforced fiberglass handles. This shovel is made for constant use and heavy abuse. There's a metal collar around the deep ferruled handle insert to ensure that the shovel will never tweak or crack at this juncture.



ITEM#	DESCRIPTION
F540	FIBERGLASS DRAIN SPADE



# CLASS# 46

## CLAW & CARPENTER'S HAMMERS

### 16 OZ. CLAW HAMMER

These are heavy-duty, drop forged steel heads, and nail pulling claws. They have a smooth face for finishing nails and a “no mar” finish. The claw is curved for extra leverage to pull nails. Available with a fiberglass or a steel handle. Both have padded handle grips for comfort. **Imported**



ITEM#	DESCRIPTION
706	16 OUNCE CLAW HAMMER
706F	16 OZ. CLAW HAMMER FIBERGLASS

### 24 OZ. CARPENTER'S HAMMER

These are a high quality drop forged and milled, steel head on a grade “A”, contoured, hickory handle. This is a straight claw for the professional, with a waffle head design to “hold” the nail onto the hammer. You get an 18” long handle on this ergonomic hammer for less fatigue. **Imported**



ITEM#	DESCRIPTION
707	24 OZ. CARPENTERS HAMMER

### 28 OZ HAMMER W/ FIBERGLASS HANDLE

This is a super quality fiberglass handled hammer with a “waffle” faced head and a straight claw. You get a padded, 16” handle. This is a perfectly balanced, professional hammer.

ITEM#	DESCRIPTION
708	28 OZ. HAMMER W/ FIBERGLASS HANDLE



# CLASS# 46

## SLEDGE HAMMERS

Our sledge hammers are really built to deliver a blow ! We've got them with the tight grained hickory handles, or the splinter-proof fiberglass handles.

The double blow heads are cast to military specifications, and heat treated to last a lifetime. All edges are beveled to prevent chipping, so you can put your "big bubba" on these to get a big job done.



ITEM#	DESCRIPTION
704	4 LB. DRILLING HAMMER
701	6 LB. SLEDGE HAMMER
702	8 LB. SLEDGE HAMMER
703	10 LB. SLEDGE HAMMER

F705	4 LB. FIBERGLASS SLEDGE HAMMER
F701	6 LB. FIBERGLASS SLEDGE HAMMER
F702	8 LB. FIBERGLASS SLEDGE HAMMER
F703	10 LB. FIBERGLASS SLEDGE HAMMER



# CLASS # 46

## BALL PEIN HAMMER SETS

This is a five piece set of ball pein hammers, the ones with the hammer head on one side and a rounded “ball” face on the other. These hammers are used for nails, tacks, pins, and such, but also the rounded end can be used for shaping metal, and for “mushrooming” over the head of pins that hold metal parts together, such as rivets.

There are 5 sizes in the set: 1/4 lb., 1/2 lb., 1 lb., 1 1/2 lb., and 2 lbs. They have solid, close grain hickory handles, and the flat hammer side has beveled edges to prevent chipping.

Also available with heavy duty, fiberglass handles, for rust and splinter prevention. **IMPORTED**



**5 PC. WOOD HANDLE BALL PEIN HAMMER SET**



**5 PC. FIBERGLASS HANDLE BALL PEIN HAMMER SET**

ITEM#:	DESCRIPTION:	HANDLES:
700	5 PIECE BALL PEIN HAMMER SET	HICKORY
700F	5 PIECE BALL PEIN HAMMER SET	FIBERGLASS



**CLASS# 46**  
**5 PC. "FLEX" BALL PEEN HAMMER SET**

These are super tough ball peen hammers, with flexible, fiberglass handles. It's a big 5 pc. Set that'll give you 8, 12, 16, 24, and 32 ounce hammers with rubber cushion grips, smooth faced heads, and an incredible, "flexing" handle that "gives" just a little each time you strike with the hammer. This flexing handle will cushion each blow of the hammer and ease the pain of constant use over a long period of time. **Imported**



ITEM#	DESCRIPTION
713	5 PC. FLEX FIBERGLASS BALL PEIN HAMMERS




**CLASS# 46**  
**8 OZ. WELDER'S CHIPPING**  
**HAMMER**

The spring handled chipping hammer has been a staple in every welding shop for years. They're about 10 ½ " long and the head of the hammer is 5" wide. The head has a vertical chisel on one end and a long, tapered point on the other end. These two surfaces are the welder's best tools for clearing off slag and flux from metal.

These chipping hammers are a full 8 Oz. In weight, and they have the classic spring handle that fits the hand and greatly reduces the shock of a blow. The steel is heat-treated and hardened to last for many years.

You can't have too many of these around your shop. They're one of the oldest and still the best tools to have for welding. **Imported**



ITEM#	DESCRIPTION
705	8 OZ WELDER'S CHIPPING HAMMER




# CLASS# 46

## ALUMINUM LEVELS

### “I” BEAM ALUMINUM LEVELS

These are our best quality American made aluminum levels. They have the “I” beam construction, so you get four straight edges. We’ve got these 2’ and 4’ long; both have three vials to measure “level”, “plumb”, and 45 degrees. They are side reading and a standard in the construction business. They’ll take years of abuse and keep reading accurately.



ITEM#	DESCRIPTION
710	24” ALUMINUM LEVEL “I” BEAM
711	48” ALUMINUM LEVEL “I” BEAM

### TORPEDO LEVEL

These are 10” long magnetic levels. They have three vials to measure “level”, ”plumb”, and 45 degrees. These torpedo levels can be read from either side or from the top. They have a computer machined aluminum frame to project accuracy in a compact level. They have built in magnets for hands free use.

ITEM#	DESCRIPTION
709	TORPEDO MAGNETIC ALUMINUM LEVEL



## **CLASS # 46**

# **TELESCOPING POLE PRUNERS**

These are heavy duty, combination pole pruners; the ones that have a 12” curved saw blade at the end (for big limbs) and a spring loaded cutting blade for the smaller limbs.

This cutting blade has a guide that hooks over the limb and when you pull the attached rope, the razor sharp blade cuts cleanly and quickly through the limb. For those high branches or hard to reach places, the pole handle will extend up to 10’ and twist lock into any length desired. This pole pruner will take the abuse of heavy use because it’s all metal - the head mechanism, the blades, even the pole! We get them out to our landscapers, tree trimmers, painters, golf courses and street maintenance customers, and they love them.



<b>ITEM #</b>	<b>DESCRIPTION</b>
<b>712</b>	<b>HD TELESCOPING POLE TREE PRUNER</b>



# CLASS# 46 LANDSCAPE SHEARS

## 8" PRUNING SHEARS

These are heavy duty, professional by-pass type of hand pruner. The steel blades are made from high carbon steel, heat treated and honed to a razor sharp edge. They have curved, ergonomically designed handles to reduce fatigue. They have a positive lever lock. **Imported**



<u>ITEM#</u>	<u>DESCRIPTION</u>
<u>23-186</u>	<u>8" PRUNING SHEARS</u>

## 25" LOPPING SHEARS

These are the tough lopping shears that professionals use. They have heat treated, chromed, tubular steel handles with cushioned grips. They have 25" long handles and a 6", curved jaw blade that'll quickly slice through limbs and shrubbery.



<u>ITEM#</u>	<u>DESCRIPTION</u>
<u>LOPP</u>	<u>25" LOPPING SHEARS</u>

## HEDGE SHEARS

These are the hardwood handled hedge shears. They have 10" close grained hickory handles, and 9" tempered steel blades that are honed and super sharp.



<u>ITEM#</u>	<u>DESCRIPTION</u>
<u>519</u>	<u>HEDGE SHEARS</u>

CALL TOLL FREE: 1-(800) 223-3129



# CLASS # 46

## LONG HANDLED SHOVELS

These shovels are *new and improved*. They are tempered and treated to hold up in the harshest conditions. The wood handles are top quality, heavy duty, tight grain hardwood, pinned into the deep socket of the metal head.

They now have a 20mm steel collar around the ferrule and they're also double pinned for strength and flexibility, without breaking. The handles are 40" long and the heads are available in the square nosed or the round point with a 10" wide face and they're 12" deep.

They are also available with the heavy duty fiberglass handles that will stand up in all kinds of weather. The fiberglass handles also have that heavy steel collar where the handle goes into the long metal ferrule. This helps to reinforce the handle and head and makes these shovels extra tough.



**WOOD HANDLE**



**FIBERGLASS HANDLE**

ITEM#:	DESCRIPTION:	HANDLES:
680	ROUND LONG HANDLE SHOVEL	WOOD
681	SQUARE LONG HANDLE SHOVEL	WOOD
F680	ROUND LONG HANDLE SHOVEL	FIBERGLASS
F681	SQUARE LONG HANDLE SHOVEL	FIBERGLASS

# **CLASS # 46**

## **24" MULTI SURFACE PUSH BROOM WITH BRACE**

This is a stiff bristle and wire push broom made for sweeping dirt and other fine particles on sidewalks, parking lots, and other rough surfaces. The broom head is 24" wide and the tubular steel handle is 48" long with an 18" EVA grip, ('EVA', Ethylene Vinyl Acetate, is a polymer material, which is shock absorbing and very soft and flexible).

The broom handle and the broom head are braced together for strength and durability, and the head is water and petroleum resistant. There is also a wall hang loop on the end of the handle for storing out of the way. This push broom will get the job done without wearing you out. IMPORTED.



**ITEM#:**

**948**

**DESCRIPTION:**

**24" MULTI SURFACE PUSH BROOM**

CALL TOLL FREE: 1-(800) 223-3129



# CLASS # 46

## 24" ROLLING MAGNETIC SWEEPER

The Magnetic Sweeper is just the right tool around machine shops and construction sites. This is a fast and efficient way to remove dangerous small objects, remove metal shavings, or find small parts. It will instantly retrieve metal objects and hold onto them until you pull up the 'release handle' to de-magnetize the rake. It makes construction site cleanup extremely easy.

These are perfect for nails, nuts and bolts, even lost car keys in the tall grass. They are effective over concrete, asphalt, dirt, grass, carpeting, or any other surface. Run this sweeper over your parking lot to spare your tires.

They are 24" wide, with a handle that can be adjusted from 30" to 45" high. The magnetic casing is 4" high and the unit has a clearance of 1 1/2". It has big 7" wheels and will pick up objects to 30lbs. IMPORTED



**ITEM#:**

**DESCRIPTION:**

**N138**

**24" ROLLING MAGNETIC SWEEPER**

## CLASS # 46



## 24" & 18" PUSH BROOMS

These are top quality, genuine, American made *Quickie* push brooms. They feature an all steel 60" handle and the broom head comes with a *five year warranty*. Each broom has a tight grip fitting that locks the broom handle into place.

We carry two styles of *Quickie* brooms: The 'SoftSweep', which has the fine-tipped, Tampico fibers used for wood floors, linoleum, tile, marble and smooth cement. The 'RoughSweep', with stiffer, Palmyra fibers, is great on asphalt, rough concrete, gravel, dirt, and heavy debris.



QUICKIE 'ROUGHSWEEP'



ITEM#: 536R or 520



QUICKIE 'SOFTSWEEP'



ITEM#: 533S or 523Q

### ITEM#: DESCRIPTION:

536R	24" QUICKIE ROUGH SWEEP PUSHBROOM
533S	24" QUICKIE SOFT SWEEP PUSHBROOM
520	18" QUICKIE ROUGH SWEEP PUSHBROOM
523Q	18" QUICKIE SOFT SWEEP PUSHBROOM

## CLASS # 46



## UPRIGHT BROOMS

These are genuine, American made Quickie brooms. The 100% poly-fiber broom with split-tip ends makes clean up easy and thorough. It is especially handy for the kitchen or entryway, and it now has a curved-edge, streamlined broom head design. The split-tip ends will sweep up the smallest dust and dirt particles and the fibers are angle cut to get into corners and hard-to-reach places. The 48" steel handle length comes with a great swivel hang-up feature for off-the-floor storage.

Then we carry the 100% highest quality hurl corn broom. Wire wound with galvanized metal, this oversized broom head is excellent for large area cleaning. It has five rows of stitching for reinforced sturdiness and is ideal for garage, patio, decks and general outdoor clean up. The 40" steel handle length comes with a great swivel hang up feature for easy storage.



**QUICKIE UPRIGHT ANGLE BROOM**



**ITEM#: 700Q**



**QUICKIE UPRIGHT CORN BROOM**



**ITEM#: 700Q**

**ITEM#:**

**DESCRIPTION:**

<b>700Q</b>	<b>QUICKIE UPRIGHT ANGLE CUT BROOM</b>
<b>905Q</b>	<b>QUICKIE UPRIGHT 100% CORN BROOM</b>